

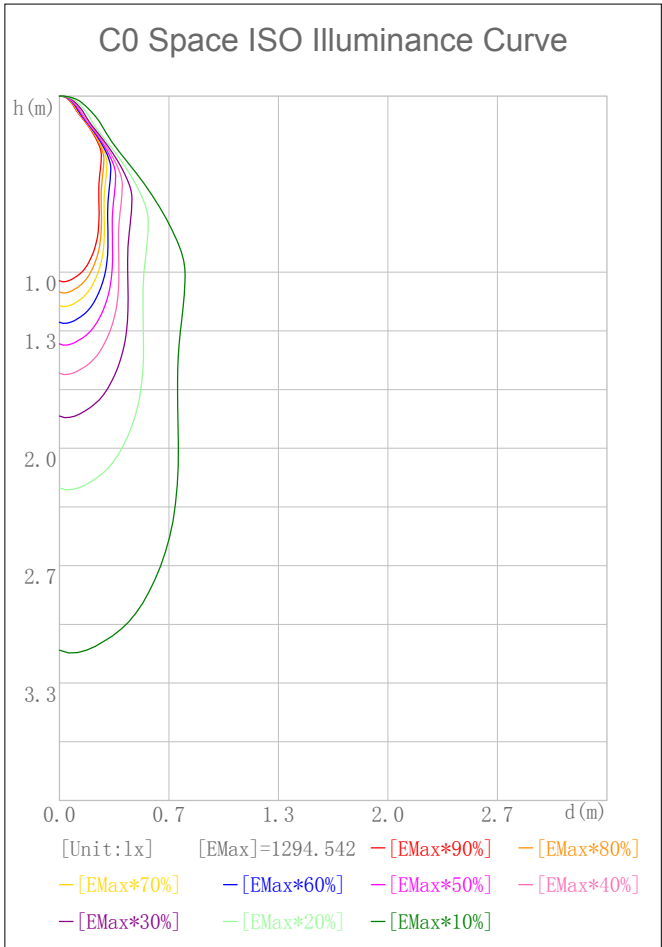
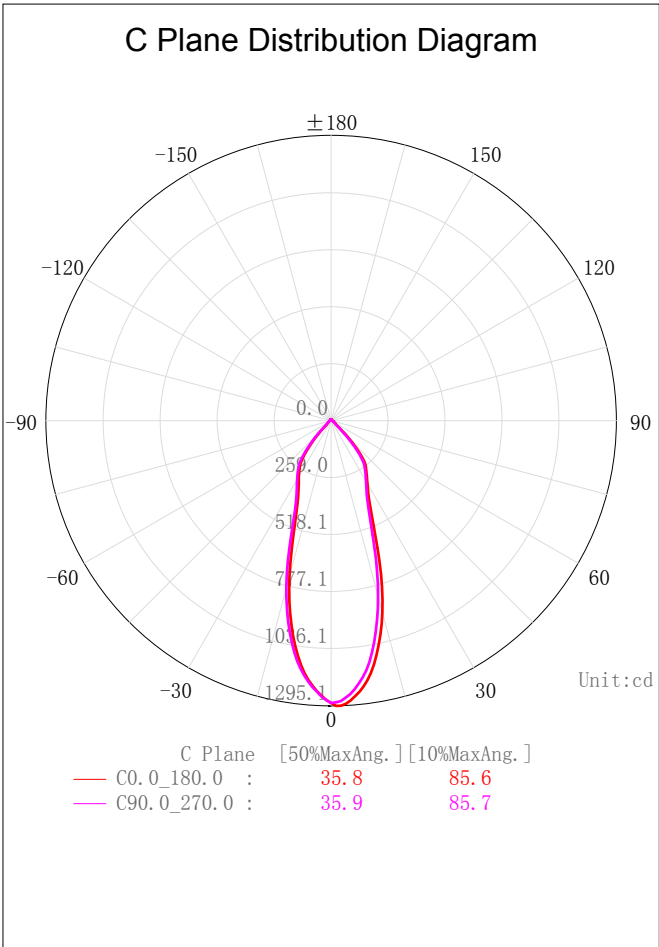
Indoor Luminaire Photometric Data

Description Information

Luminary Name: MD10-09-XX-02 2700K RA90 38D	Lum. Catalog:	Test ID: 01
Lamp Name:	Lamp Catalog: LED	Test Date: 2019/12/13
Manufacture: Shenzhen Norming Lighting Co., Ltd	Shld.Ang(°):	Test Machine:GON-2000
Test Lab: QUality peatment	Frequency (Hz):	Lamp CCT(K): Ra:
Lum. Size (W*L*H):0.050m*0.050m*0.060m	Lum. Area (m2):0.005	Lum. W(kg): 0.000
Test System: C, γ	Test Step: C=90.0 γ=1.0	Temp. (°C): 25
		Humidity(%): 50.0

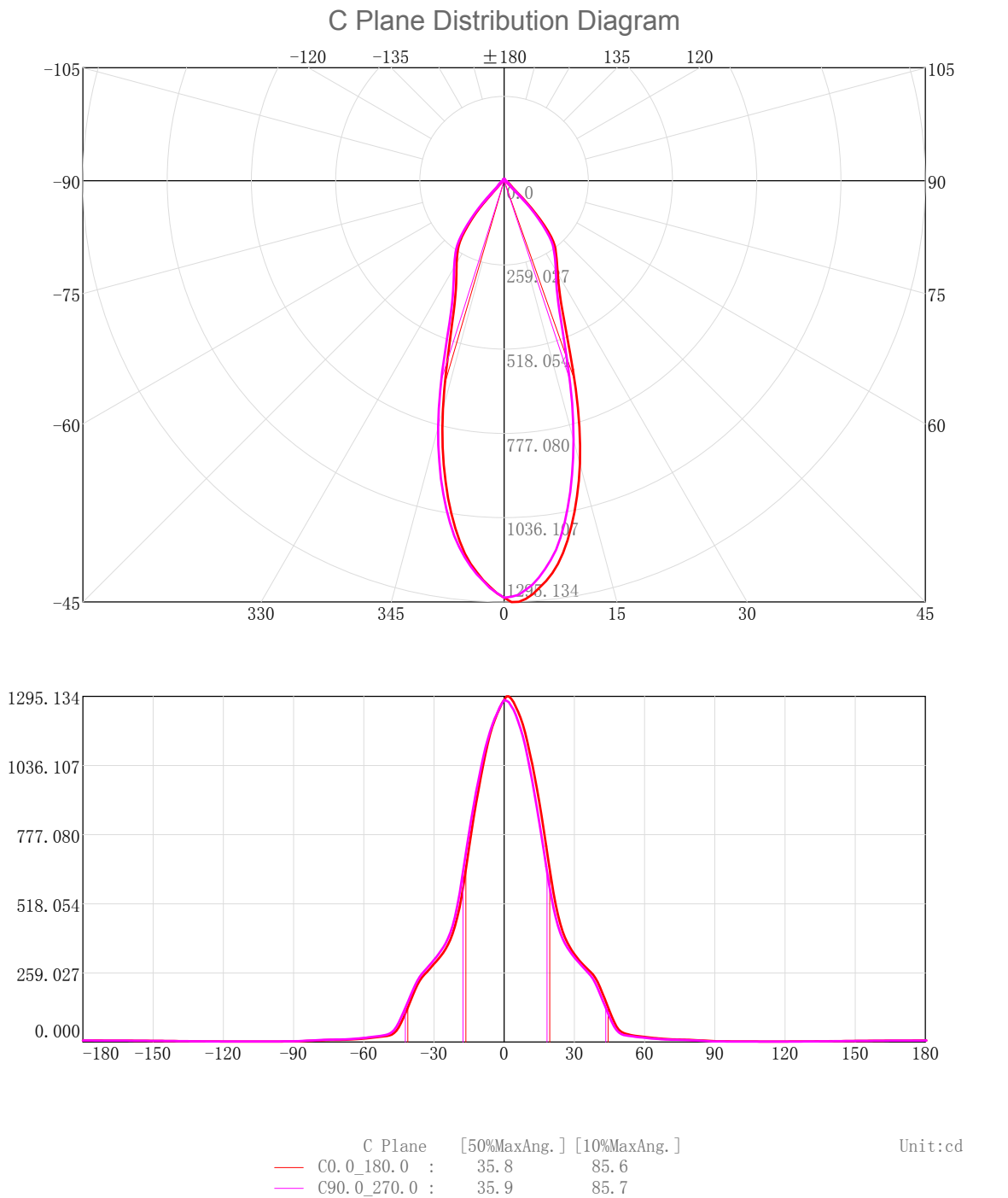
Character Parameter

Lamp Speciality Parameter	Luminaire Speciality Parameter	
Rated Flux(lm): 806.490	Luminary Flux(lm): 806.494	Field Angle(10%Imax): 85.6(°)
Rated Power(W):	Luminary Efficiency: 100.00%	Down Lumens&Percent: 787.650lm 97.66%
Rated Voltage(V):	Luminary EER(lm/W): 86.720	Up Lumens&Percent: 18.844lm 2.34%
Tested Power(W): 9.300	Max. Candela(cd): 1295.134	S/MH: C0_a180=0.594 C90_270=0.589
Lamps' Inside: 1	Max Cand@Ang. (°): C=0.0 γ=1.0	CIE Type: Semi-Direct
Tested Electrics (V, A, pf):240.2, 0.041, 0.928	Beam Angle(50%Imax): 35.8(°)	ErP Φ use(90°): 712.616lm
Lamp Size (W*L*H):0.050m*0.050m*0.060m	Left=-16.4°, Right=19.5°	IRF(%): 344.791



2D Plane Light Intensity Distribution Curve

Lum. Name: MD10-09-XX-02 2700K RA90 38D	Lum. Catalog:	Test ID: 01
Lamp Name:	Lamp Catalog: LED	Test Lab: Quality peatment
Manufacture: Shenzhen Norming Lighting Co., Ltd	Test Machine:GON-2000	Test Date: 2019/12/13



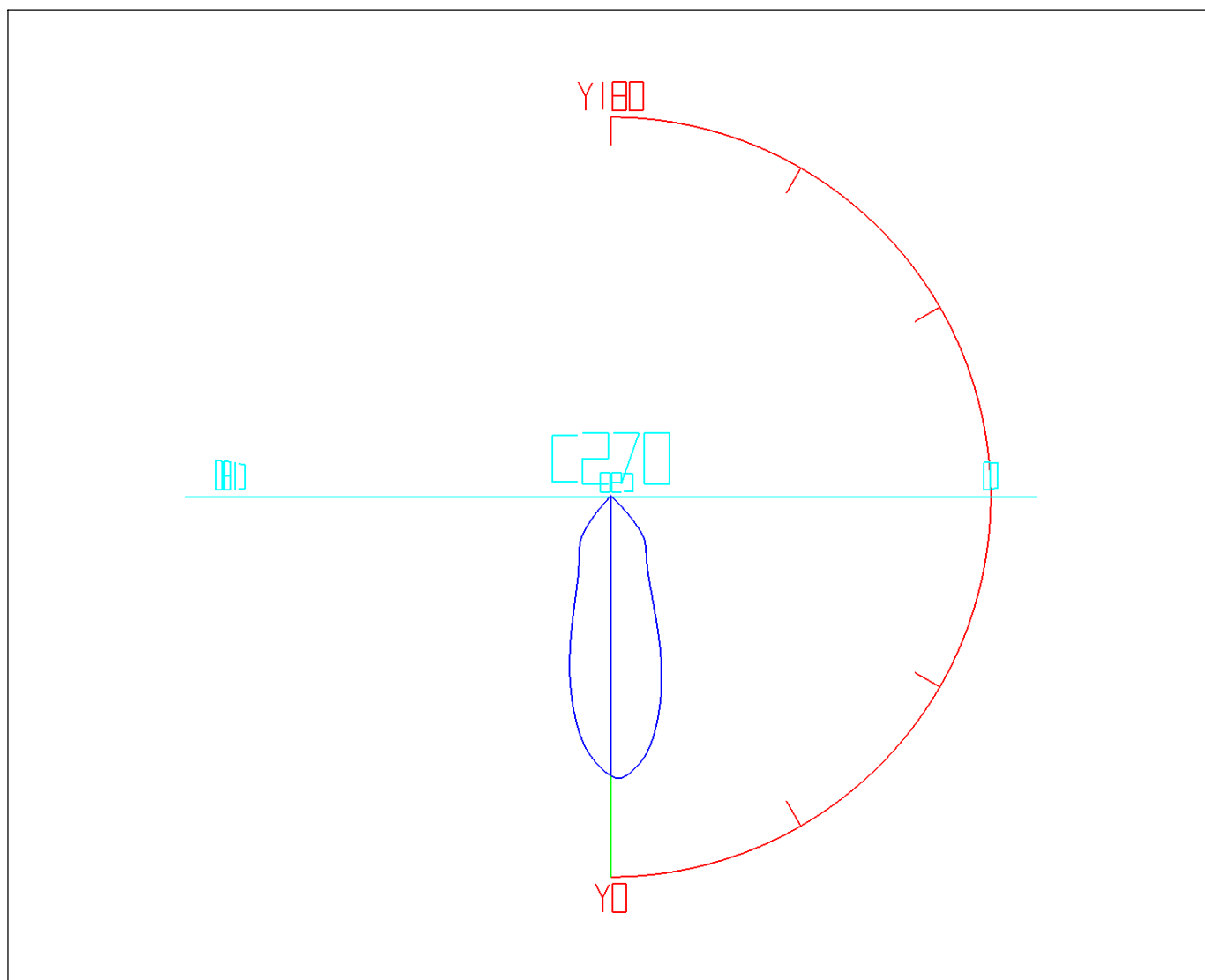
IES Indoor Report

Photometric Filename:MD10-09-XX-02 2700K RA90 38D.IES

3D Light Intensity Distribution Modal

Lum. Name: MD10-09-XX-02 2700K RA90 38D	Lum. Catalog:	Test ID: 01
Lamp Name:	Lamp Catalog: LED	Test Lab: Quality peatment
Manufacture: Shenzhen Norming Lighting Co., Ltd	Test Machine:GON-2000	Test Date: 2019/12/13

3D Light Intensity Distribution Modal



Curves: 3D Model — Fixture — Vert. HUD — Hori. HUD —
View Angles: Orient:0 Tilt:0 Roll:0 Spin:0

Zonal Flux Tabulation

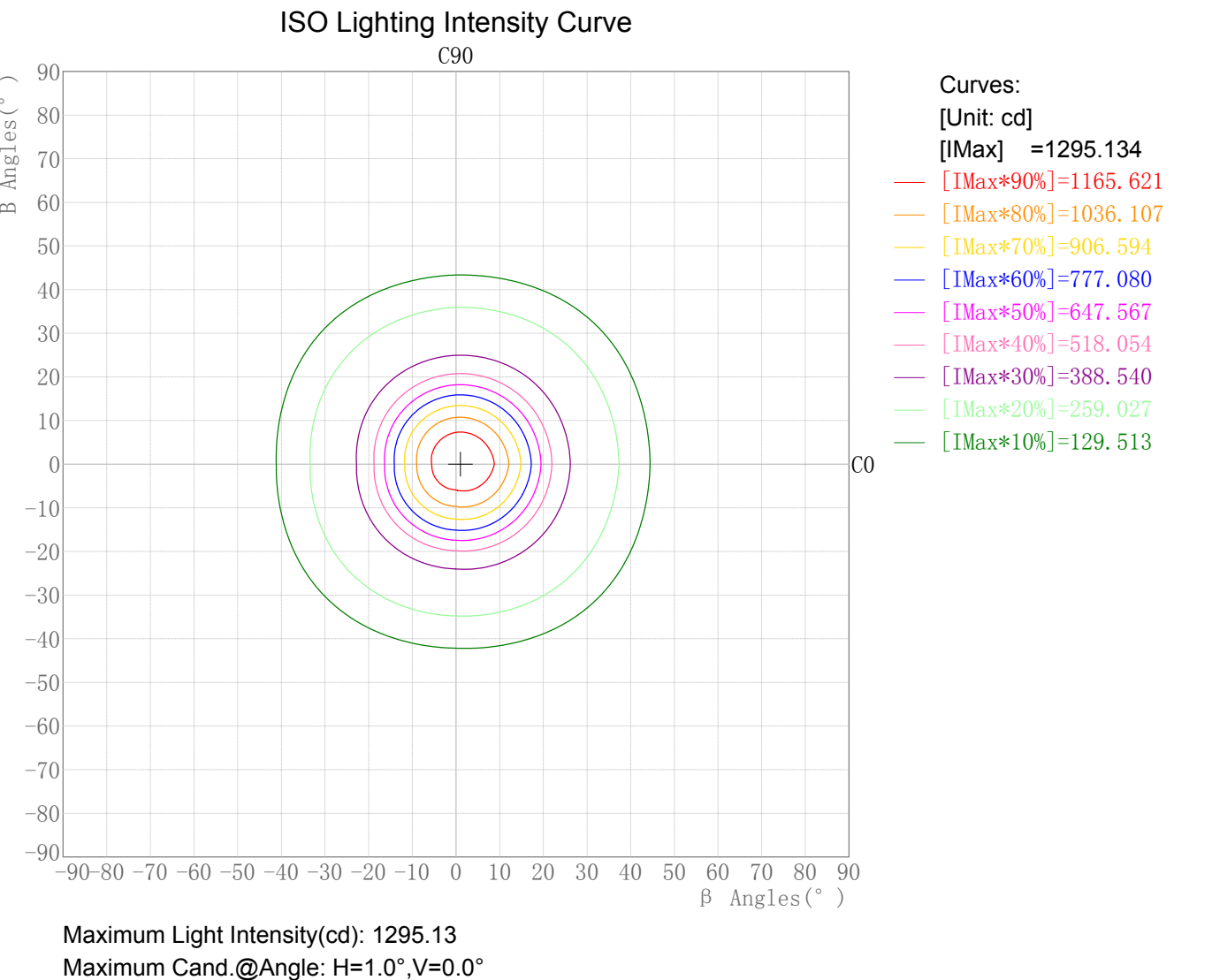
Zone(γ)	Zone Flux (lm)	Sums Flux (lm)	Zone%Lamp	Sums%Lamp	Zone(γ)	Zone Flux (lm)	Sums Flux (lm)	Zone%Lamp	Sums%Lamp
0.0-1.0	1.22	1.22	0.15	0.15	47.0-48.0	3.89	735.64	0.48	91.21
1.0-2.0	3.65	4.88	0.45	0.60	48.0-49.0	3.18	738.82	0.39	91.61
2.0-3.0	6.03	10.90	0.75	1.35	49.0-50.0	2.71	741.53	0.34	91.94
3.0-4.0	8.32	19.22	1.03	2.38	50.0-51.0	2.43	743.95	0.30	92.25
4.0-5.0	10.53	29.75	1.31	3.69	51.0-52.0	2.26	746.22	0.28	92.53
5.0-6.0	12.62	42.37	1.56	5.25	52.0-53.0	2.15	748.36	0.27	92.79
6.0-7.0	14.58	56.95	1.81	7.06	53.0-54.0	2.04	750.40	0.25	93.05
7.0-8.0	16.38	73.33	2.03	9.09	54.0-55.0	1.95	752.35	0.24	93.29
8.0-9.0	18.00	91.34	2.23	11.33	55.0-56.0	1.87	754.22	0.23	93.52
9.0-10.0	19.40	110.74	2.41	13.73	56.0-57.0	1.79	756.01	0.22	93.74
10.0-11.0	20.58	131.32	2.55	16.28	57.0-58.0	1.72	757.72	0.21	93.95
11.0-12.0	21.53	152.85	2.67	18.95	58.0-59.0	1.64	759.37	0.20	94.16
12.0-13.0	22.25	175.09	2.76	21.71	59.0-60.0	1.57	760.93	0.19	94.35
13.0-14.0	22.72	197.81	2.82	24.53	60.0-61.0	1.49	762.42	0.19	94.54
14.0-15.0	22.94	220.75	2.84	27.37	61.0-62.0	1.42	763.85	0.18	94.71
15.0-16.0	22.89	243.65	2.84	30.21	62.0-63.0	1.35	765.20	0.17	94.88
16.0-17.0	22.59	266.24	2.80	33.01	63.0-64.0	1.29	766.49	0.16	95.04
17.0-18.0	22.06	288.29	2.73	35.75	64.0-65.0	1.24	767.73	0.15	95.19
18.0-19.0	21.34	309.64	2.65	38.39	65.0-66.0	1.19	768.91	0.15	95.34
19.0-20.0	20.55	330.18	2.55	40.94	66.0-67.0	1.14	770.05	0.14	95.48
20.0-21.0	19.78	349.96	2.45	43.39	67.0-68.0	1.10	771.15	0.14	95.62
21.0-22.0	19.09	369.05	2.37	45.76	68.0-69.0	1.06	772.20	0.13	95.75
22.0-23.0	18.53	387.58	2.30	48.06	69.0-70.0	1.02	773.23	0.13	95.88
23.0-24.0	18.10	405.69	2.24	50.30	70.0-71.0	0.99	774.22	0.12	96.00
24.0-25.0	17.77	423.46	2.20	52.51	71.0-72.0	0.97	775.19	0.12	96.12
25.0-26.0	17.55	441.01	2.18	54.68	72.0-73.0	0.96	776.15	0.12	96.24
26.0-27.0	17.39	458.40	2.16	56.84	73.0-74.0	0.95	777.10	0.12	96.36
27.0-28.0	17.28	475.68	2.14	58.98	74.0-75.0	0.93	778.03	0.12	96.47
28.0-29.0	17.20	492.88	2.13	61.11	75.0-76.0	0.91	778.94	0.11	96.58
29.0-30.0	17.13	510.01	2.12	63.24	76.0-77.0	0.89	779.83	0.11	96.69
30.0-31.0	17.06	527.07	2.12	65.35	77.0-78.0	0.86	780.69	0.11	96.80
31.0-32.0	16.97	544.04	2.10	67.46	78.0-79.0	0.82	781.52	0.10	96.90
32.0-33.0	16.86	560.90	2.09	69.55	79.0-80.0	0.78	782.30	0.10	97.00
33.0-34.0	16.73	577.64	2.07	71.62	80.0-81.0	0.74	783.04	0.09	97.09
34.0-35.0	16.57	594.20	2.05	73.68	81.0-82.0	0.69	783.73	0.09	97.18
35.0-36.0	16.33	610.54	2.03	75.70	82.0-83.0	0.65	784.38	0.08	97.26
36.0-37.0	16.00	626.53	1.98	77.69	83.0-84.0	0.61	784.99	0.08	97.33
37.0-38.0	15.49	642.03	1.92	79.61	84.0-85.0	0.56	785.55	0.07	97.40
38.0-39.0	14.77	656.80	1.83	81.44	85.0-86.0	0.52	786.07	0.06	97.47
39.0-40.0	13.83	670.63	1.72	83.15	86.0-87.0	0.46	786.53	0.06	97.53
40.0-41.0	12.71	683.34	1.58	84.73	87.0-88.0	0.41	786.94	0.05	97.58
41.0-42.0	11.44	694.78	1.42	86.15	88.0-89.0	0.37	787.31	0.05	97.62
42.0-43.0	10.10	704.88	1.25	87.40	89.0-90.0	0.34	787.65	0.04	97.66
43.0-44.0	8.70	713.58	1.08	88.48	90.0-91.0	0.32	787.97	0.04	97.70
44.0-45.0	7.32	720.90	0.91	89.39	91.0-92.0	0.31	788.28	0.04	97.74
45.0-46.0	6.01	726.91	0.74	90.13	92.0-93.0	0.30	788.58	0.04	97.78
46.0-47.0	4.84	731.75	0.60	90.73	93.0-94.0	0.29	788.88	0.04	97.82

Zonal Flux Tabulation - (Cont.)

Zone(γ)	Zone Flux (lm)	Sums Flux (lm)	Zone%Lamp	Sums%Lamp	Zone(γ)	Zone Flux (lm)	Sums Flux (lm)	Zone%Lamp	Sums%Lamp
94.0-95.0	0.29	789.16	0.04	97.85	141.0-142.0	0.26	800.07	0.03	99.20
95.0-96.0	0.28	789.44	0.03	97.89	142.0-143.0	0.26	800.33	0.03	99.24
96.0-97.0	0.27	789.71	0.03	97.92	143.0-144.0	0.26	800.59	0.03	99.27
97.0-98.0	0.27	789.98	0.03	97.95	144.0-145.0	0.26	800.84	0.03	99.30
98.0-99.0	0.26	790.24	0.03	97.98	145.0-146.0	0.26	801.10	0.03	99.33
99.0-100.0	0.25	790.49	0.03	98.02	146.0-147.0	0.26	801.35	0.03	99.36
100.0-101.0	0.25	790.74	0.03	98.05	147.0-148.0	0.25	801.61	0.03	99.39
101.0-102.0	0.24	790.99	0.03	98.08	148.0-149.0	0.25	801.86	0.03	99.43
102.0-103.0	0.24	791.23	0.03	98.11	149.0-150.0	0.25	802.11	0.03	99.46
103.0-104.0	0.24	791.46	0.03	98.14	150.0-151.0	0.25	802.36	0.03	99.49
104.0-105.0	0.23	791.69	0.03	98.17	151.0-152.0	0.24	802.60	0.03	99.52
105.0-106.0	0.23	791.92	0.03	98.19	152.0-153.0	0.24	802.84	0.03	99.55
106.0-107.0	0.23	792.15	0.03	98.22	153.0-154.0	0.24	803.08	0.03	99.58
107.0-108.0	0.22	792.37	0.03	98.25	154.0-155.0	0.23	803.31	0.03	99.61
108.0-109.0	0.22	792.59	0.03	98.28	155.0-156.0	0.23	803.53	0.03	99.63
109.0-110.0	0.22	792.81	0.03	98.30	156.0-157.0	0.22	803.75	0.03	99.66
110.0-111.0	0.22	793.03	0.03	98.33	157.0-158.0	0.21	803.97	0.03	99.69
111.0-112.0	0.22	793.24	0.03	98.36	158.0-159.0	0.21	804.18	0.03	99.71
112.0-113.0	0.21	793.46	0.03	98.38	159.0-160.0	0.20	804.38	0.02	99.74
113.0-114.0	0.21	793.67	0.03	98.41	160.0-161.0	0.19	804.57	0.02	99.76
114.0-115.0	0.21	793.88	0.03	98.44	161.0-162.0	0.19	804.76	0.02	99.79
115.0-116.0	0.21	794.10	0.03	98.46	162.0-163.0	0.18	804.94	0.02	99.81
116.0-117.0	0.21	794.31	0.03	98.49	163.0-164.0	0.17	805.11	0.02	99.83
117.0-118.0	0.21	794.52	0.03	98.52	164.0-165.0	0.16	805.27	0.02	99.85
118.0-119.0	0.21	794.73	0.03	98.54	165.0-166.0	0.15	805.42	0.02	99.87
119.0-120.0	0.21	794.95	0.03	98.57	166.0-167.0	0.14	805.57	0.02	99.89
120.0-121.0	0.21	795.16	0.03	98.59	167.0-168.0	0.13	805.70	0.02	99.90
121.0-122.0	0.21	795.37	0.03	98.62	168.0-169.0	0.12	805.82	0.02	99.92
122.0-123.0	0.21	795.59	0.03	98.65	169.0-170.0	0.11	805.94	0.01	99.93
123.0-124.0	0.22	795.80	0.03	98.67	170.0-171.0	0.10	806.04	0.01	99.94
124.0-125.0	0.22	796.02	0.03	98.70	171.0-172.0	0.09	806.14	0.01	99.96
125.0-126.0	0.22	796.24	0.03	98.73	172.0-173.0	0.08	806.22	0.01	99.97
126.0-127.0	0.22	796.46	0.03	98.76	173.0-174.0	0.07	806.29	0.01	99.98
127.0-128.0	0.22	796.68	0.03	98.78	174.0-175.0	0.06	806.35	0.01	99.98
128.0-129.0	0.23	796.91	0.03	98.81	175.0-176.0	0.05	806.40	0.01	99.99
129.0-130.0	0.23	797.14	0.03	98.84	176.0-177.0	0.04	806.44	0.00	99.99
130.0-131.0	0.23	797.37	0.03	98.87	177.0-178.0	0.03	806.47	0.00	100.00
131.0-132.0	0.23	797.60	0.03	98.90	178.0-179.0	0.02	806.49	0.00	100.00
132.0-133.0	0.24	797.83	0.03	98.93	179.0-180.0	0.01	806.49	0.00	100.00
133.0-134.0	0.24	798.07	0.03	98.96					
134.0-135.0	0.24	798.31	0.03	98.99					
135.0-136.0	0.24	798.56	0.03	99.02					
136.0-137.0	0.25	798.81	0.03	99.05					
137.0-138.0	0.25	799.05	0.03	99.08					
138.0-139.0	0.25	799.31	0.03	99.11					
139.0-140.0	0.25	799.56	0.03	99.14					
140.0-141.0	0.25	799.81	0.03	99.17					

Rectangle ISO Lighting Intensity Diagram

Lum. Name: MD10-09-XX-02 2700K RA90 38D	Lum. Catalog:	Test ID: 01
Lamp Name:	Lamp Catalog: LED	Test Lab: Quality peatment
Manufacture: Shenzhen Norming Lighting Co., Ltd	Test Machine:GON-2000	Test Date: 2019/12/13



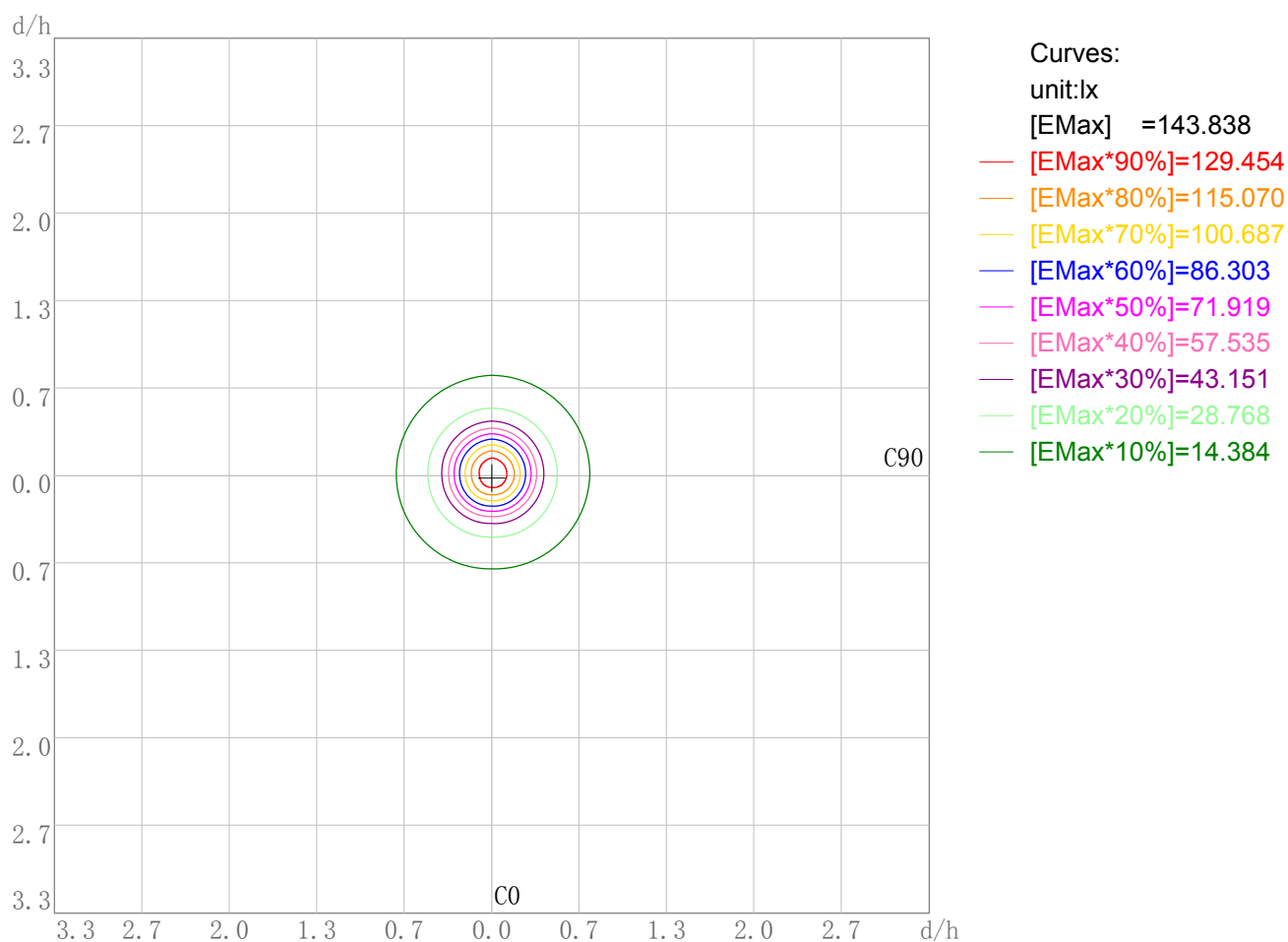
IES Indoor Report

Photometric Filename:MD10-09-XX-02 2700K RA90 38D.IES

Plane ISO-Illuminance Diagram

Lum. Name: MD10-09-XX-02 2700K RA90 38D	Lum. Catalog:	Test ID: 01
Lamp Name:	Lamp Catalog: LED	Test Lab: Quality peatment
Manufacture: Shenzhen Norming Lighting Co., Ltd	Test Machine:GON-2000	Test Date: 2019/12/13

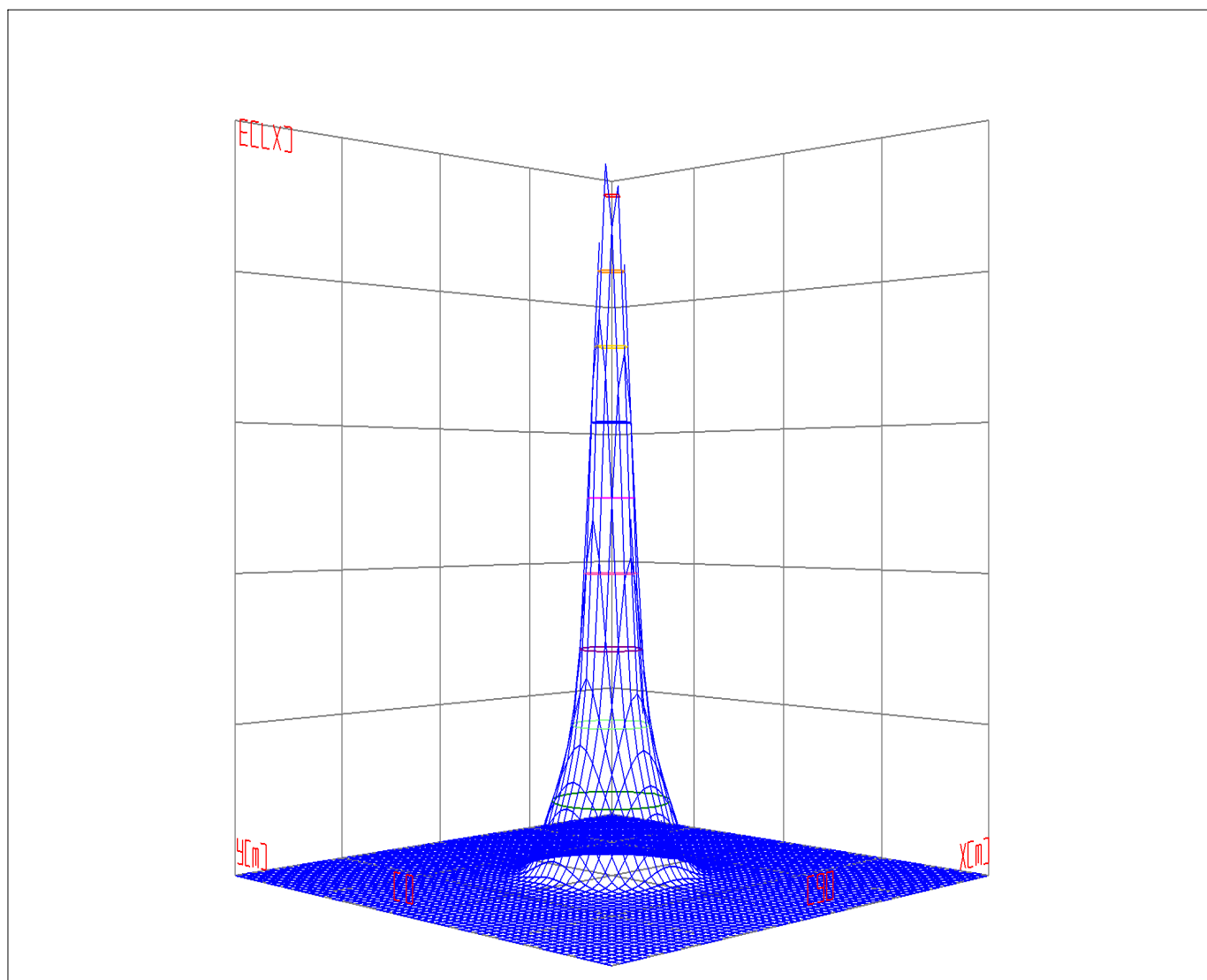
Plane ISO-Illuminance Curve



3D Plane ISO Illuminance Diagram

Lum. Name: MD10-09-XX-02 2700K RA90 38D	Lum. Catalog:	Test ID: 01
Lamp Name:	Lamp Catalog: LED	Test Lab: Quality peatment
Manufacture: Shenzhen Norming Lighting Co., Ltd	Test Machine:GON-2000	Test Date: 2019/12/13

3D Plane Illuminance Modal

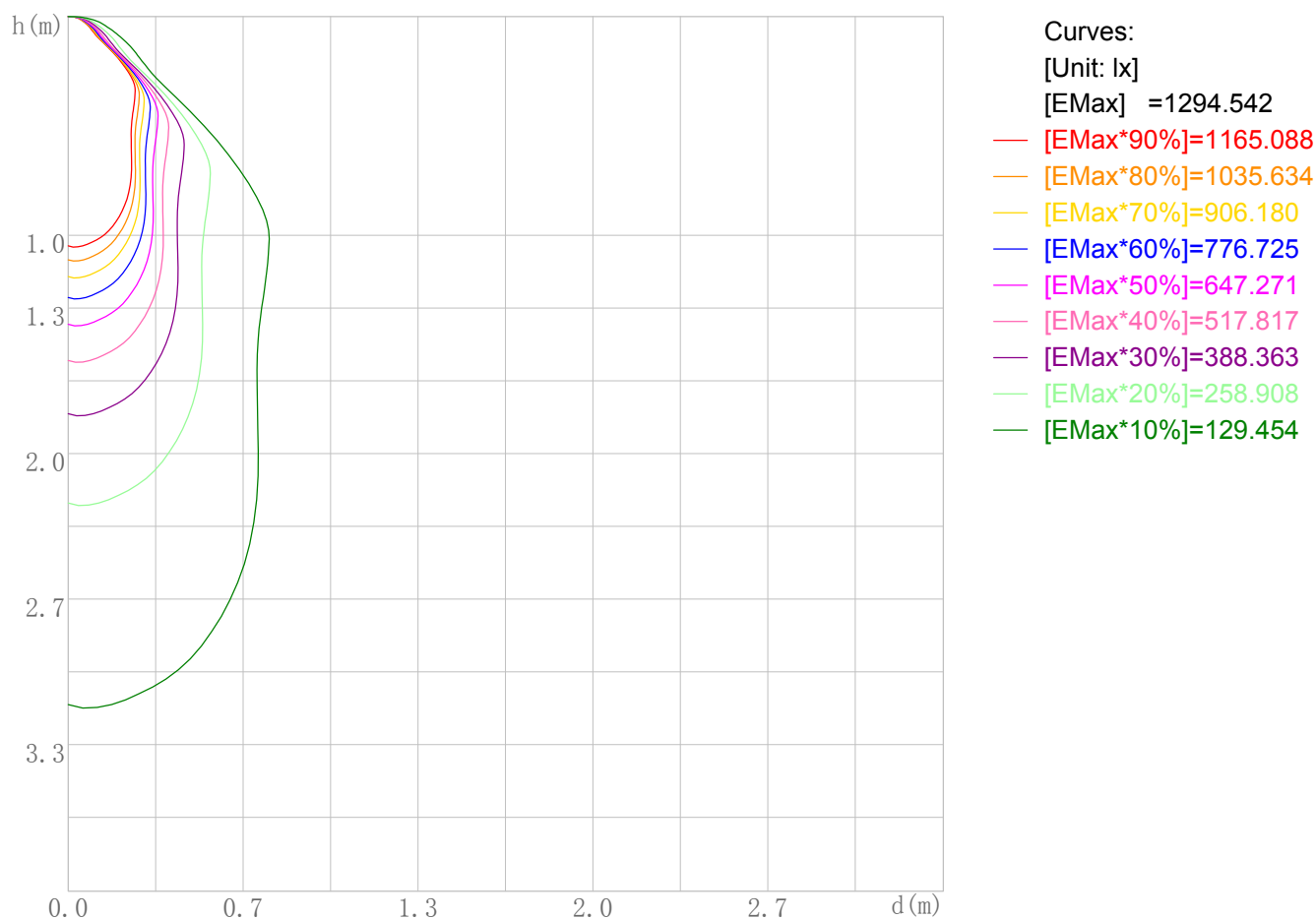


Curves: 3D Model — 90% — 80% — 70% — 60% — 50% — 40% — 30% — 20% — 10% —
 View Angles(deg): 0 Height(m): 3.0 Distance(m): 10.0

Space ISO Illuminance Diagram

Lum. Name: MD10-09-XX-02 2700K RA90 38D	Lum. Catalog:	Test ID: 01
Lamp Name:	Lamp Catalog: LED	Test Lab: Quality peatment
Manufacture: Shenzhen Norming Lighting Co., Ltd	Test Machine:GON-2000	Test Date: 2019/12/13

Space ISO Illuminance Curve



Space Plane Maximum Illuminance and @Angle:1294.54lx,1.0deg

Plane Maximum Lighting Intensity and @Angle:1295.134cd,0deg

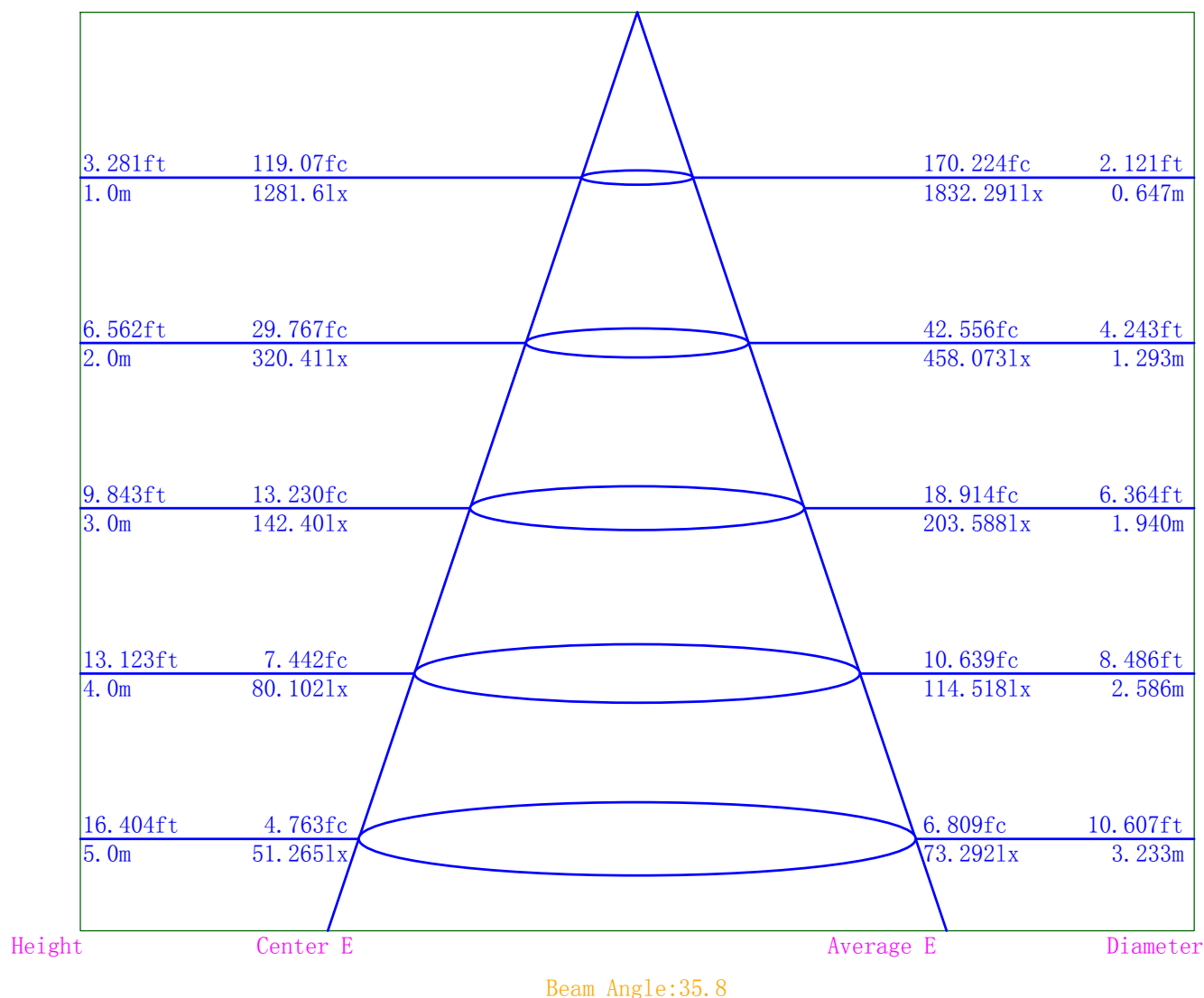
IES Indoor Report

Photometric Filename:MD10-09-XX-02 2700K RA90 38D.IES

Illuminance-Distance Diagram

Lum. Name: MD10-09-XX-02 2700K RA90 38D	Lum. Catalog:	Test ID: 01
Lamp Name:	Lamp Catalog: LED	Test Lab: Quality peatment
Manufacture: Shenzhen Norming Lighting Co., Ltd	Test Machine:GON-2000	Test Date: 2019/12/13

Illuminance-Distance Curve



IES Indoor Report

Photometric Filename:MD10-09-XX-02 2700K RA90 38D.IES

Indoor Luminance Limiting Curves

Lum. Name: MD10-09-XX-02 2700K RA90 38D	Lum. Catalog:	Test ID: 01
Lamp Name:	Lamp Catalog: LED	Test Lab: Quality peatment
Manufacture: Shenzhen Norming Lighting Co., Ltd	Test Machine:GON-2000	Test Date: 2019/12/13

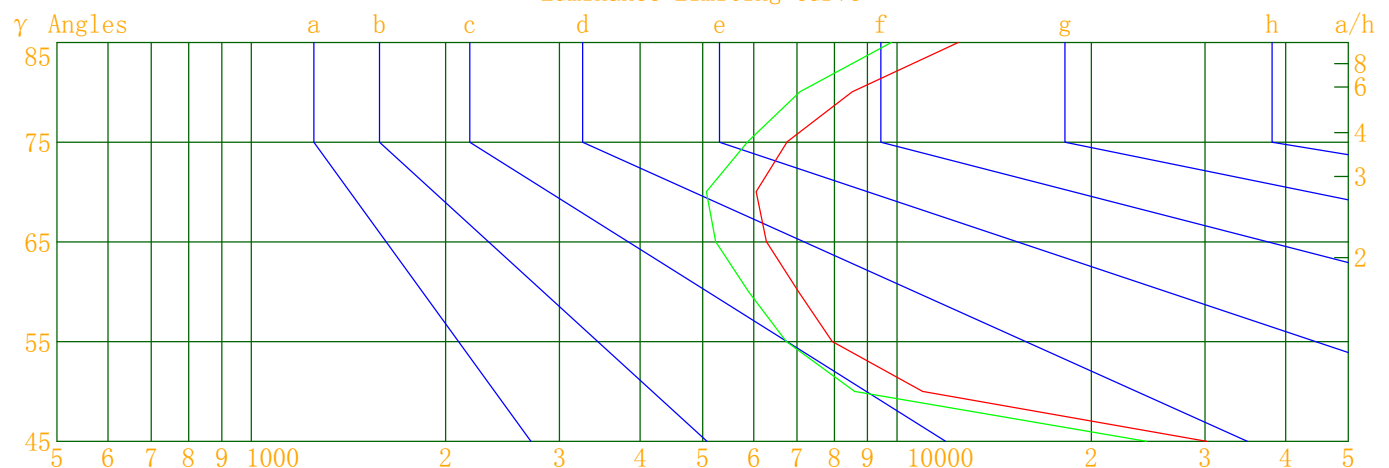
Glare Grade Table

GI	Quality	Using Illuminance							
1.15	A	2000	1000	500	<=300				
1.5	B		2000	1000	500	<=300			
1.85	C			2000	1000	500	<=300		
2.2	D				2000	1000	500	<=300	
2.55	E	a				2000	1000	500	<=300
			b	c	d	e	f	g	h

Luminance Table

Gama(deg)	45	50	55	60	65	70	75	80	85
C0	30193	10961	7938	7038	6279	6053	6759	8522	12442
C90	24359	8598	6737	5888	5238	5069	5873	7071	9801

Luminance Limiting Curve



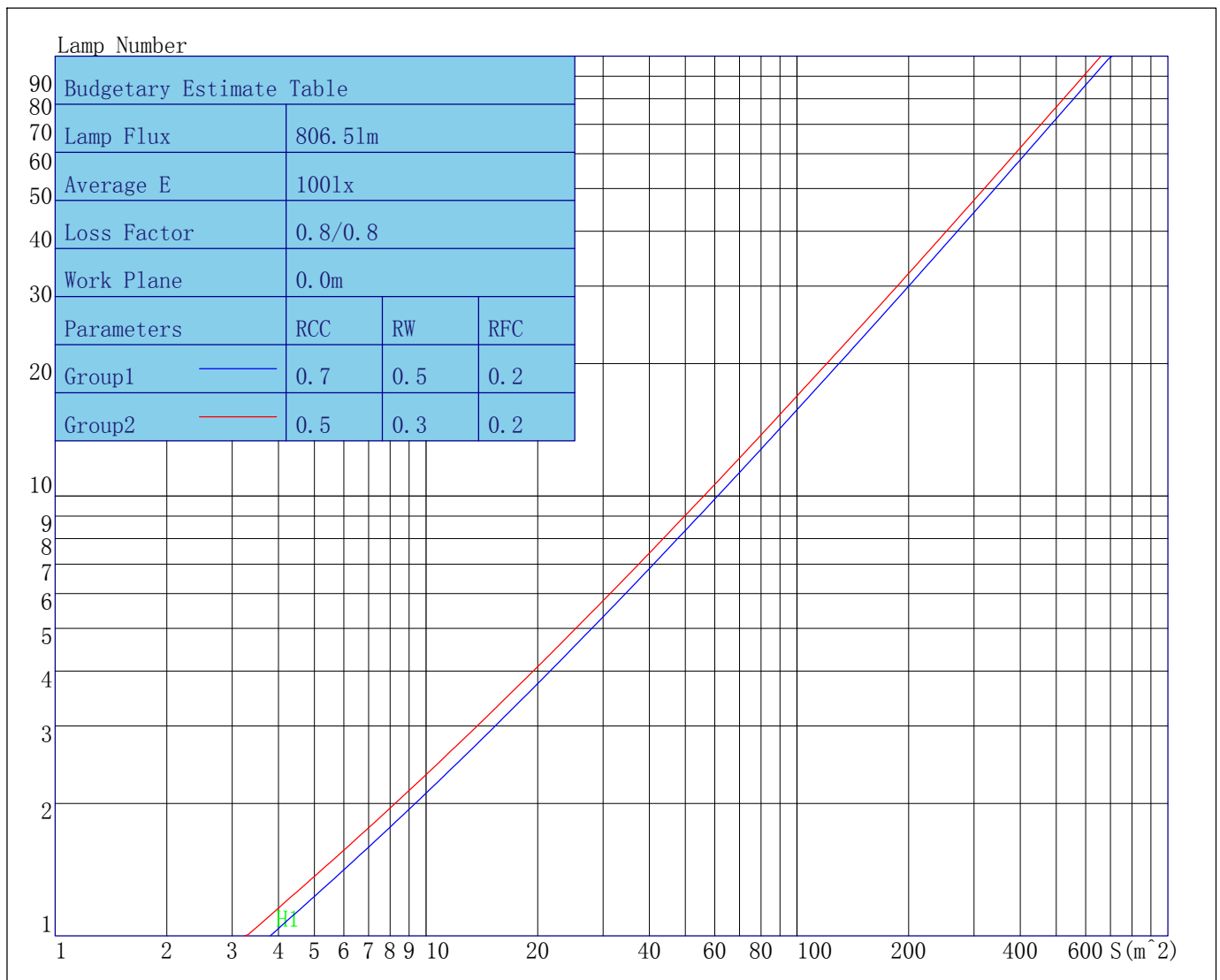
Luminous Size: Length(m)=0.050 Width(m)=0.050 Height(m)=0.060 Area(m^2)=0.005500
 Luminous Type: Without Luminous Side
 Luminous Curves: C0-C180 Color: — C90-C270 Color: —

IES Indoor Report

Photometric Filename:MD10-09-XX-02 2700K RA90 38D.IES

Indoor Budgetary Estimate Table

Lum. Name: MD10-09-XX-02 2700K RA90 38D	Lum. Catalog:	Test ID: 01
Lamp Name:	Lamp Catalog: LED	Test Lab: Quality peatment
Manufacture: Shenzhen Norming Lighting Co., Ltd	Test Machine:GON-2000	Test Date: 2019/12/13



Parameters1: Rhocc = 0.7 Rhow = 0.5 Rhofc = 0.2 LLF = 0.8
Parameters2: Rhocc = 0.5 Rhow = 0.3 Rhofc = 0.2 LLF = 0.8
Average Illuminance(lx): 100 Cavity Height: H1(m) = 2

Indoor Coefficient of Utilization Table

Lum. Name: MD10-09-XX-02 2700K RA90 38D	Lum. Catelog:	Test ID: 01
Lamp Name:	Lamp Catelog: LED	Test Lab: Quality peatment
Manufacture: Shenzhen Norming Lighting Co., Ltd	Test Machine:GON-2000	Test Date: 2019/12/13

Coefficients of Utilization - Zonal Cavity Method																		
Coef.	Effective Floor Cavity Reflectance RFC=0.20																	
RhoCC (%)	80				70				50			30			10			0
RhoW (%)	70	50	30	10	70	50	30	10	50	30	10	50	30	10	50	30	10	0
RCR	Coefficient of Utilization(%)																	
0	118	118	118	118	115	115	115	115	110	110	110	105	105	105	100	100	100	98
1	112	109	107	104	110	107	104	102	102	100	99	98	97	95	94	93	92	90
2	106	101	97	93	104	99	95	92	95	92	89	92	89	87	89	87	85	83
3	101	94	88	84	98	92	87	83	89	85	82	86	83	80	84	81	79	77
4	95	87	82	77	93	86	81	76	84	79	75	81	77	74	79	76	73	71
5	90	82	76	71	89	81	75	71	78	74	70	77	72	69	75	71	68	67
6	86	77	70	66	84	76	70	66	74	69	65	72	68	64	71	67	64	62
7	82	72	66	61	80	71	65	61	70	65	61	68	64	60	67	63	60	58
8	78	68	62	58	76	67	61	57	66	61	57	65	60	57	64	59	56	55
9	74	64	58	54	73	64	58	54	63	57	54	61	57	53	60	56	53	52
10	71	61	55	51	70	60	55	51	59	54	51	58	54	51	58	53	50	49

Unified Glare Rating Table

Lum. Name: MD10-09-XX-02 2700K RA90 38D	Lum. Catelog:	Test ID: 01
Lamp Name:	Lamp Catalog: LED	Test Lab: QQualty peatment
Manufacture: Shenzhen Norming Lighting Co., Ltd	Test Machine:GON-2000	Test Date: 2019/12/13

Unified Glare Rating Table

Ceiling RCC	0.70	0.70	0.50	0.50	0.30	0.70	0.70	0.50	0.50	0.30
Wall RW	0.50	0.30	0.50	0.30	0.30	0.50	0.30	0.50	0.30	0.30
Floor RFC	0.20	0.20	0.20	0.20	0.20	0.20	0.20	0.20	0.20	0.20
Room Size	Vewed crosswise					Vewed endwise				
X=2H Y=2H	19.8	20.9	20.2	21.2	21.6	19.2	20.3	19.6	20.6	21.0
	19.9	20.8	20.3	21.2	21.7	19.3	20.2	19.7	20.6	21.0
	20.0	20.9	20.5	21.3	21.7	19.4	20.2	19.8	20.6	21.1
	20.2	21.0	20.7	21.5	21.9	19.5	20.3	20.0	20.8	21.2
	20.4	21.1	20.8	21.6	22.0	19.6	20.4	20.1	20.8	21.3
	20.5	21.3	21.0	21.7	22.2	19.8	20.5	20.2	20.9	21.4
X=4H Y=2H	19.6	20.5	20.1	20.9	21.4	19.0	19.9	19.5	20.3	20.8
	19.9	20.6	20.3	21.0	21.5	19.2	19.9	19.7	20.4	20.9
	20.1	20.7	20.6	21.2	21.7	19.4	20.1	19.9	20.5	21.0
	20.5	21.0	21.0	21.5	22.0	19.7	20.3	20.3	20.8	21.3
	20.7	21.2	21.2	21.7	22.2	19.9	20.5	20.4	21.0	21.5
	21.0	21.4	21.5	22.0	22.5	20.2	20.6	20.7	21.1	21.7
X=8H Y=4H	20.1	20.6	20.6	21.1	21.6	19.4	20.0	20.0	20.5	21.0
	20.6	21.1	21.2	21.6	22.2	19.9	20.4	20.5	20.9	21.5
	21.0	21.4	21.6	21.9	22.5	20.2	20.6	20.8	21.2	21.7
	21.4	21.8	22.0	22.3	23.0	20.6	20.9	21.2	21.5	22.1
X=12H Y=4H	20.1	20.5	20.6	21.1	21.6	19.4	19.9	20.0	20.4	21.0
	20.7	21.1	21.2	21.6	22.2	20.0	20.3	20.5	20.9	21.5
	21.1	21.4	21.7	22.0	22.6	20.3	20.7	20.9	21.2	21.8
Variations with the objerver position at spacings										
S=1.0H	0.1/-0.1					0.2/-0.3				
S=1.5H	0.2/-0.3					0.3/-0.4				
S=2.0H	0.3/-0.3					0.3/-0.3				
Reduced UGR Table:										
Nordic Standard Table:	BK0					BK0				
Correction Value	1.5					1.3				

o the CIE Pub.117, data has been corrected, refers to the lamp's lumens 8.2flm.

Candela Tabulation

V/H	C0.0	C90.0	C180.0	C270.0
γ 0.0	1281.63	1281.63	1281.63	1281.63
γ 1.0	1295.13	1278.91	1268.03	1267.73
γ 2.0	1294.94	1273.45	1248.75	1252.59
γ 3.0	1286.86	1259.49	1229.52	1231.66
γ 4.0	1273.44	1244.79	1206.08	1212.31
γ 5.0	1254.99	1224.81	1181.89	1188.95
γ 6.0	1236.97	1200.65	1152.94	1163.42
γ 7.0	1215.11	1174.32	1117.52	1134.12
γ 8.0	1189.52	1145.77	1078.85	1102.43
γ 9.0	1158.73	1110.10	1035.88	1064.61
γ 10.0	1122.80	1068.98	991.67	1023.99
γ 11.0	1082.21	1024.73	942.94	980.73
γ 12.0	1041.09	977.92	892.73	935.59
γ 13.0	996.23	927.53	840.90	886.11
γ 14.0	949.71	877.40	784.73	836.83
γ 15.0	900.45	824.12	727.45	783.40
γ 16.0	847.69	769.95	668.09	728.68
γ 17.0	791.40	714.93	609.63	671.69
γ 18.0	734.18	658.55	554.93	615.85
γ 19.0	675.60	602.09	506.80	559.16
γ 20.0	617.48	551.62	467.51	510.40
γ 21.0	563.29	506.22	434.15	468.81
γ 22.0	516.74	468.29	406.29	435.88
γ 23.0	477.19	435.75	383.66	409.58
γ 24.0	443.10	409.14	364.85	388.59
γ 25.0	414.63	387.33	349.01	370.29
γ 26.0	392.07	369.35	335.08	355.42
γ 27.0	372.60	353.67	323.04	341.74
γ 28.0	356.56	340.92	312.26	329.70
γ 29.0	342.02	328.77	301.95	318.10
γ 30.0	329.85	317.26	292.62	307.44
γ 31.0	318.24	307.19	282.48	297.16
γ 32.0	307.40	297.31	272.43	287.26
γ 33.0	297.48	287.44	262.71	277.02
γ 34.0	288.27	277.73	253.80	267.10
γ 35.0	278.91	268.09	243.19	256.87
γ 36.0	270.24	258.64	230.84	245.30
γ 37.0	262.28	248.86	214.84	230.85
γ 38.0	252.64	236.48	196.51	214.04
γ 39.0	240.33	220.23	176.13	194.70
γ 40.0	224.75	201.30	154.76	174.38
γ 41.0	205.42	180.40	132.95	153.51
γ 42.0	183.94	158.85	111.96	133.00
γ 43.0	161.77	137.17	91.29	112.22
γ 44.0	139.34	115.70	72.53	92.50
γ 45.0	117.42	94.73	55.78	73.91
γ 46.0	95.94	75.61	43.12	57.76

Candela Tabulation - (Cont.)

V/H	C0.0	C90.0	C180.0	C270.0
γ 47.0	76.13	58.57	34.14	45.44
γ 48.0	58.82	45.57	28.33	37.46
γ 49.0	46.34	36.39	24.97	31.92
γ 50.0	38.75	30.40	23.26	28.03
γ 51.0	34.24	26.82	21.99	26.02
γ 52.0	31.27	25.04	20.84	24.56
γ 53.0	28.92	23.65	19.75	23.23
γ 54.0	26.51	22.38	18.73	22.01
γ 55.0	25.04	21.25	17.72	20.87
γ 56.0	23.76	20.18	16.75	19.79
γ 57.0	22.59	19.11	15.86	18.70
γ 58.0	21.47	18.12	14.92	17.68
γ 59.0	20.40	17.16	14.02	16.64
γ 60.0	19.35	16.19	13.16	15.69
γ 61.0	18.28	15.27	12.38	14.77
γ 62.0	17.28	14.36	11.69	13.92
γ 63.0	16.29	13.55	11.07	13.16
γ 64.0	15.37	12.81	10.53	12.50
γ 65.0	14.59	12.18	10.06	11.89
γ 66.0	13.84	11.55	9.62	11.35
γ 67.0	13.15	10.99	9.20	10.87
γ 68.0	12.49	10.47	8.87	10.46
γ 69.0	11.92	9.97	8.57	10.07
γ 70.0	11.39	9.53	8.40	9.77
γ 71.0	10.89	9.15	8.29	9.58
γ 72.0	10.43	8.86	8.24	9.51
γ 73.0	10.08	8.69	8.17	9.37
γ 74.0	9.81	8.53	8.06	9.26
γ 75.0	9.62	8.36	7.81	9.06
γ 76.0	9.42	8.13	7.60	8.77
γ 77.0	9.18	7.85	7.17	8.52
γ 78.0	8.89	7.57	6.91	8.12
γ 79.0	8.59	7.20	6.43	7.67
γ 80.0	8.14	6.75	5.93	7.32
γ 81.0	7.80	6.38	5.54	6.78
γ 82.0	7.28	5.93	5.18	6.35
γ 83.0	6.91	5.44	4.82	5.96
γ 84.0	6.39	5.08	4.40	5.59
γ 85.0	5.96	4.70	3.94	5.16
γ 86.0	5.54	4.25	3.47	4.68
γ 87.0	5.07	3.75	3.00	4.19
γ 88.0	4.53	3.26	2.71	3.66
γ 89.0	4.03	2.70	2.63	3.39
γ 90.0	3.44	2.58	2.55	3.29
γ 91.0	3.30	2.50	2.49	3.19
γ 92.0	3.19	2.44	2.43	3.11
γ 93.0	3.11	2.38	2.37	3.03

Candela Tabulation - (Cont.)

V/H	C0.0	C90.0	C180.0	C270.0
γ 94.0	3.02	2.32	2.31	2.95
γ 95.0	2.94	2.26	2.26	2.87
γ 96.0	2.88	2.20	2.22	2.81
γ 97.0	2.81	2.16	2.17	2.74
γ 98.0	2.74	2.12	2.13	2.68
γ 99.0	2.68	2.08	2.10	2.63
γ 100.0	2.63	2.04	2.06	2.58
γ 101.0	2.58	2.02	2.04	2.53
γ 102.0	2.52	1.98	2.01	2.50
γ 103.0	2.47	1.96	2.00	2.46
γ 104.0	2.44	1.92	1.98	2.43
γ 105.0	2.40	1.91	1.97	2.41
γ 106.0	2.37	1.90	1.97	2.39
γ 107.0	2.35	1.88	1.96	2.37
γ 108.0	2.31	1.86	1.97	2.36
γ 109.0	2.29	1.86	1.97	2.34
γ 110.0	2.27	1.86	1.98	2.35
γ 111.0	2.26	1.86	1.99	2.34
γ 112.0	2.24	1.86	2.02	2.35
γ 113.0	2.23	1.86	2.04	2.34
γ 114.0	2.23	1.86	2.05	2.36
γ 115.0	2.23	1.88	2.09	2.37
γ 116.0	2.23	1.89	2.11	2.40
γ 117.0	2.23	1.91	2.14	2.40
γ 118.0	2.24	1.93	2.17	2.43
γ 119.0	2.25	1.95	2.20	2.45
γ 120.0	2.27	1.99	2.24	2.48
γ 121.0	2.29	2.01	2.29	2.50
γ 122.0	2.31	2.04	2.33	2.54
γ 123.0	2.33	2.07	2.38	2.57
γ 124.0	2.36	2.11	2.44	2.62
γ 125.0	2.39	2.16	2.50	2.66
γ 126.0	2.42	2.20	2.56	2.72
γ 127.0	2.47	2.25	2.63	2.77
γ 128.0	2.52	2.31	2.71	2.83
γ 129.0	2.57	2.37	2.79	2.90
γ 130.0	2.62	2.44	2.88	2.96
γ 131.0	2.69	2.50	2.96	3.04
γ 132.0	2.75	2.58	3.05	3.12
γ 133.0	2.82	2.66	3.14	3.19
γ 134.0	2.90	2.75	3.24	3.28
γ 135.0	2.97	2.84	3.34	3.36
γ 136.0	3.07	2.94	3.43	3.46
γ 137.0	3.15	3.02	3.54	3.56
γ 138.0	3.24	3.13	3.64	3.65
γ 139.0	3.33	3.23	3.74	3.74
γ 140.0	3.43	3.33	3.84	3.83

IES Indoor Report

Photometric Filename:MD10-09-XX-02 2700K RA90 38D.IES

Candela Tabulation - (Cont.)

V/H	C0.0	C90.0	C180.0	C270.0
γ 141.0	3.53	3.43	3.94	3.92
γ 142.0	3.63	3.53	4.04	4.02
γ 143.0	3.72	3.64	4.13	4.10
γ 144.0	3.82	3.73	4.23	4.20
γ 145.0	3.91	3.83	4.32	4.29
γ 146.0	4.00	3.93	4.41	4.37
γ 147.0	4.10	4.01	4.50	4.45
γ 148.0	4.19	4.10	4.59	4.53
γ 149.0	4.28	4.19	4.67	4.62
γ 150.0	4.37	4.28	4.75	4.71
γ 151.0	4.46	4.36	4.83	4.78
γ 152.0	4.55	4.45	4.92	4.85
γ 153.0	4.64	4.53	5.00	4.93
γ 154.0	4.73	4.62	5.08	5.00
γ 155.0	4.81	4.70	5.15	5.06
γ 156.0	4.89	4.79	5.22	5.13
γ 157.0	4.98	4.85	5.29	5.19
γ 158.0	5.06	4.94	5.35	5.26
γ 159.0	5.14	5.01	5.41	5.32
γ 160.0	5.20	5.07	5.47	5.37
γ 161.0	5.28	5.15	5.52	5.41
γ 162.0	5.34	5.20	5.57	5.46
γ 163.0	5.41	5.26	5.61	5.51
γ 164.0	5.47	5.32	5.65	5.54
γ 165.0	5.52	5.38	5.68	5.59
γ 166.0	5.57	5.43	5.72	5.61
γ 167.0	5.63	5.46	5.76	5.65
γ 168.0	5.65	5.50	5.78	5.67
γ 169.0	5.70	5.54	5.82	5.70
γ 170.0	5.74	5.57	5.85	5.72
γ 171.0	5.76	5.62	5.88	5.76
γ 172.0	5.82	5.65	5.91	5.80
γ 173.0	5.85	5.70	5.94	5.82
γ 174.0	5.88	5.73	5.96	5.84
γ 175.0	5.92	5.76	5.99	5.87
γ 176.0	5.95	5.80	6.00	5.89
γ 177.0	5.98	5.82	6.01	5.92
γ 178.0	6.01	5.85	6.03	5.94
γ 179.0	6.04	5.87	6.05	5.95
γ 180.0	6.00	6.00	6.00	6.00